

Cytokine and Chemokine Profiling

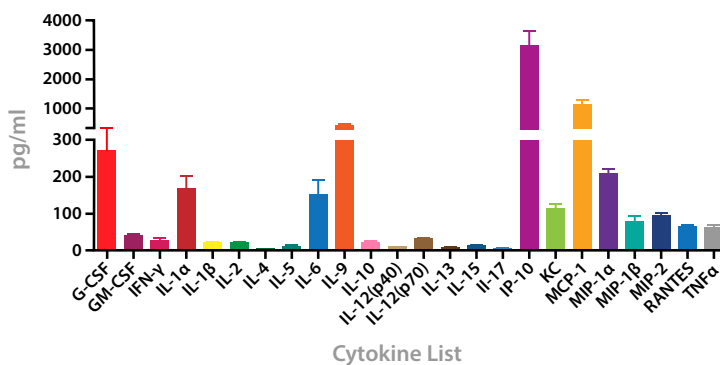
Rapidly quantify bioactive proteins via high throughput profiling

Maximize therapeutic effect while limiting toxicity through cytokine and chemokine profiling. Progress your agent with confidence by detecting and quantifying immune response.

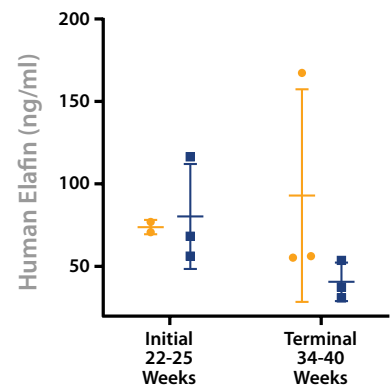
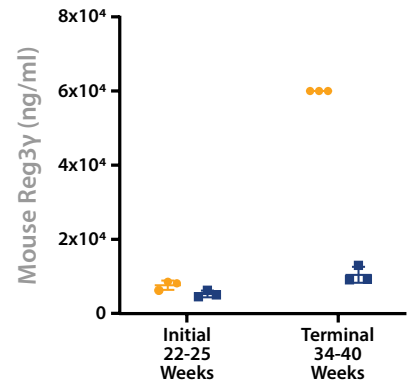
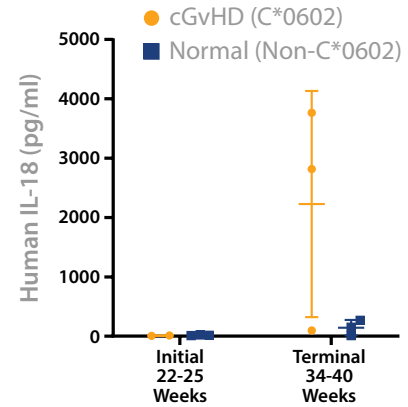
Analyze your preclinical and research use only clinical samples as part of our integrated preclinical platform or as a standalone service. In addition to conventional singleplex ELISA, you can use state-of-the-art multi-analyte profiling technology to achieve rapid and meaningful results.

- Evaluate immunogenicity of your agent *in vitro* and *in vivo*.
- Identify candidate biomarkers to predict response and/or toxicity.
- Simultaneously quantify multiple proteins, utilizing industry standard Luminex® and MSD S600.
- Reduce workflow and sample volume requirements by combining assays for multiple target analytes in a single reaction volume.
- Quantify targets at radically different concentrations by providing linearity over a wide range.

Cytokine Detection in Naïve MC38 Tumors Grown in HuGEMM™ Mice



hull-18, Reg3γ, and Ela1fn Levels in the Plasma of Normal and GvHD Grade 3 Mice




Contact Sales
US: +1.855.827.6968
UK: +44 (0)870 166 6234
busdev@crownbio.com



Schedule Scientific Consultation
Request a consultation to discuss your project.
consultation@crownbio.com



Additional Resources
Read supporting publications, white papers, watch presentations, and more.
crownbio.com/resources