

OrganoidXplore™

Special Promotion through May 29th 2026

Unlock the Future of Cancer Research with Crown Bioscience's Organoid Panel Screening Service

Exploring Drug Efficacy with Organoid Models

This screening service enables the thorough examination of a wide range of cancer models, anchored by a comprehensive library of Patient-Derived Organoid (PDO) and Patient-Derived Xenograft Organoid (PDXO) models with detailed mutational landscapes. It offers a systematic approach to quantifying drug effects on both tumor and normal tissue organoids, enhancing the understanding of therapeutic impacts.

Exclusive Promotion Details

For a limited time only, advance your next-generation therapeutic programs with unprecedented cost savings on **OrganoidXplore™**

- 30% discount per model, per compound
- 50% cost share on accepted standard of care (SOC) compounds
- Registration deadline: May 29th, 2026
- Submissions accepted on rolling basis
- Available at our Netherlands and China facilities

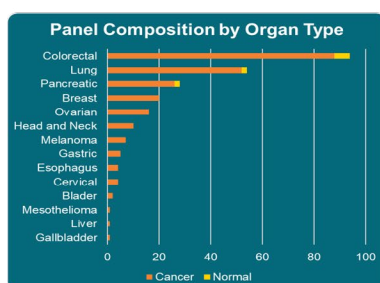
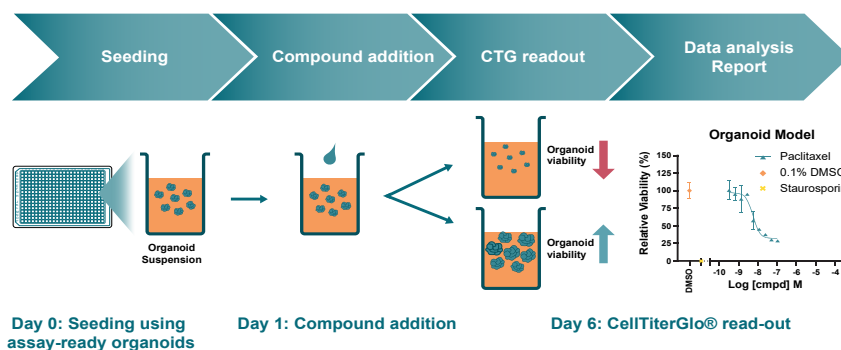
Enhanced for Next-Generation Therapies

Access 247 comprehensively characterized organoid models to support cutting-edge ADCs, targeted therapies, and beyond.

- 14 cancer types represented
- 240+ models with RNAseq and WES
- 60+ validated TAA IHC assays for ADC development
- Corresponding PDX models available
- Proven efficacy data for SOC agents

Select the Panel That Best Suits Your Needs

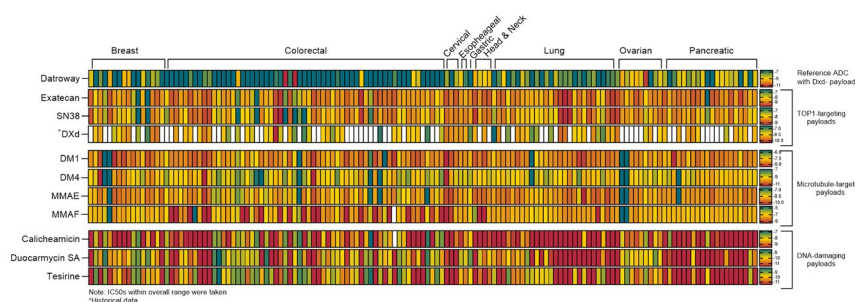
Explore new indications and test efficacy in our OrganoidXplore™ panels.



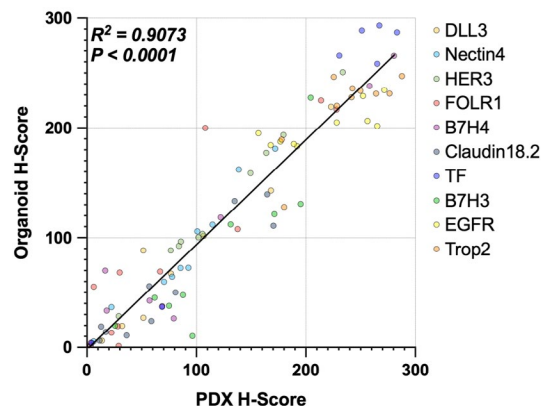
RNAseq, WES and SoC data available
TAA expression verified by IHC for some models
Payload sensitivity and reference ADC data available
Corresponding PDX for follow up studies

De-Risk Your ADC Pipeline with Pre-Characterized Models

Leverage payload sensitivity data and reference ADC efficacy across up to 247 models to accelerate lead selection and identify responder populations.

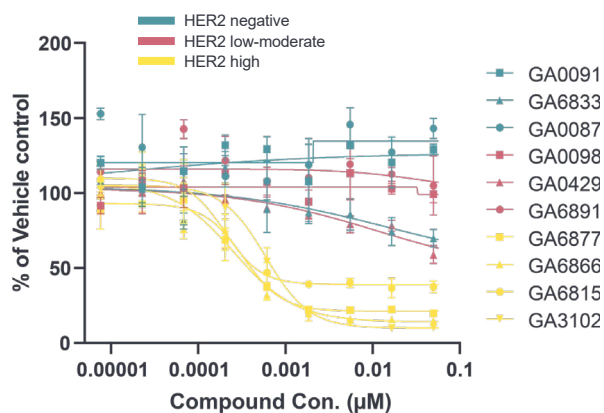


Highly Correlated TAA Expression on Paired PDX and Organoid Models

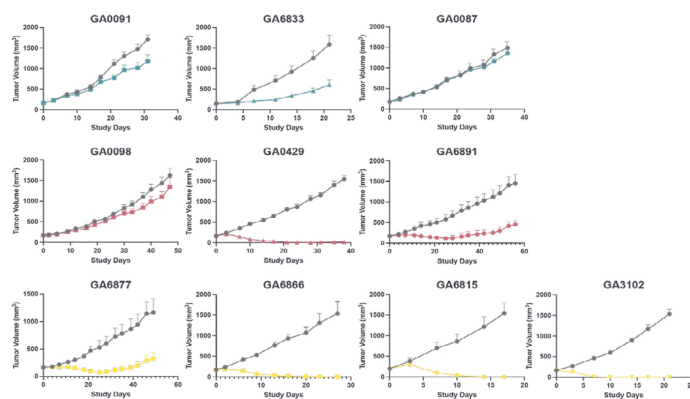


High Fidelity Efficacy Translation from Organoid to PDX

Trastuzumab-deruxtecan Dose Response Curve in Gastric PDXO Models



Trastuzumab-deruxtecan Efficacy in Gastric PDX Models (10 mg/kg single dose)



OrganoidXplore™ Add-On Services

Accelerate your oncology programs by complementing OrganoidXplore™ screening with specialized follow-up studies. From biomarker identification to *in vivo* validation, our integrated services provide comprehensive insights to advance your therapeutic candidates toward the clinic.

Biomarker Identification

- Identify predictive biomarkers via differential expression analysis
- Evaluate drug synergies using combination analysis
- Stratify populations with integrated genomic profiling data



Mechanism Of Action Studies

- Visualize ADC penetration using high-content imaging
- Measure bystander killing and payload diffusion effects
- Ab binding, internalization and co-localization



Matched *In Vivo* Studies

- Access matched PDX models via our PDX Model Database
- Profile PK/PD including biodistribution and efficacy
- Validate predictions to support clinical translation



ADC Stability - LC-MS

- Assess stability in plasma/blood via LC-MS and ELISA
- Monitor DAR with LC-HRMS over time
- Evaluate payload release under physiological conditions



Secure Your Spot Before May 29th

OrganoidXplore™ execution date: June 15th 2026



US: +1 858 622 2900

UK: +44 (0)1530 234871

busdev@crownbio.com

www.crownbio.com

