

Drug Combination Synergy Analysis

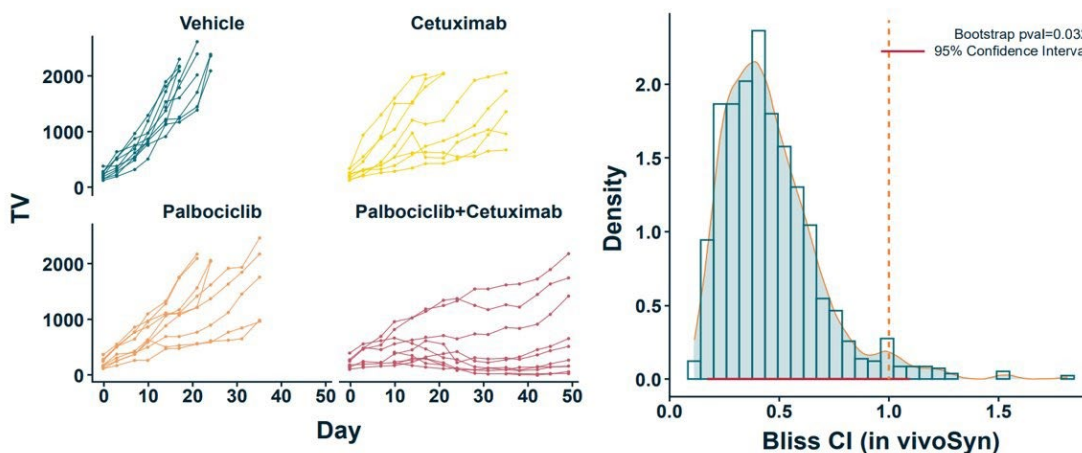
Visualize Two-Drug Combination Data

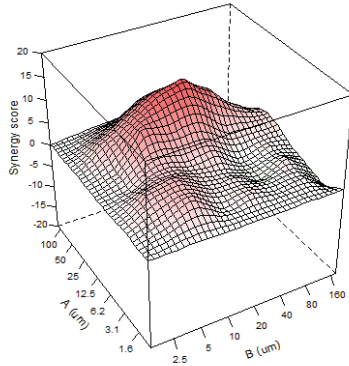
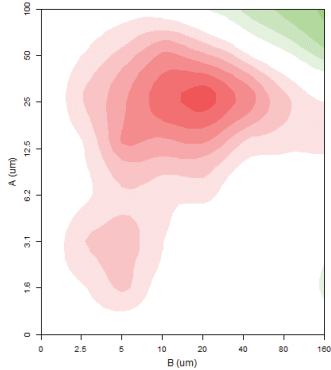
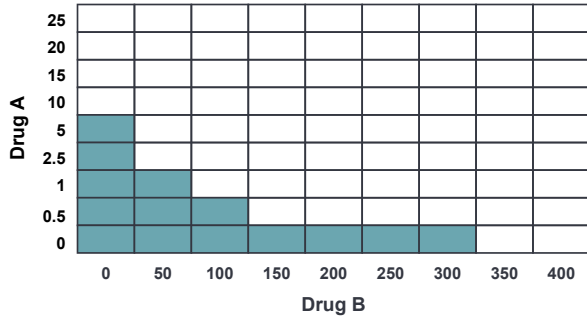
Delving deeper into this promising arena, Crown Bioscience offers Drug Combination Synergy Analysis, a dedicated service for both *in vitro* and *in vivo* studies.

With the **Drug Combination Synergy Analysis** service, seamlessly evaluate and quantify the effects of two-drug combinations – be it synergistic, antagonistic, or additive – in both *in vitro* and *in vivo* assays. You can use data from your existing assays, or collaborate with our experts to design a study. Benefit from our diverse range of assay options and our rigorously validated *in vitro* and *in vivo* models.

- **Flexible Functionality** Adapting to various experimental designs, including fixed ratio and matrix designs
- **Quantitative Data Visualization** From dose-response curves to 3D synergy surface plots, our platform paints a comprehensive picture of drug interactions
- **Robust Data Analysis** Tried and tested in numerous studies, drug combination synergy analysis guarantees data integrity and reliability

A standard 4-arm *in vivo* 2-drug combination study.





Analyze dosing data from two common types of drug combination experimental designs:

- **Fixed Ratio:** Constant concentration ratio
- **Matrix Design:** Variable concentration ratios

Quantitative Data Visualization

- Dose-response curve graphs
- Combination index graphs
- Inhibition heatmaps
- 2D synergy contour maps
- 3D synergy surface plots

Validated • Accurate • Reproducible • Robust • Reliable

To optimize your drug combination synergy analysis service, use our extensive cell-based assay options to produce your dosing data, learn more at www.crownbio.com/technologies/bioinformatics/drug-combination-synergy-analysis

Acknowledgements

He et al. (2018) Methods for High-throughput Drug Combination Screening and Synergy Scoring. In: von Stechow L. (eds) Cancer Systems Biology. Methods in Molecular Biology, vol 1711. Humana Press, New York, NY.

Zhao et al. Evaluation of combination chemotherapy: integration of nonlinear regression, curve shift, isobologram, and combination index analyses. Clinical Cancer Research 2004;10(23):7994-8004.

Get in touch



Sales

US: +1 858 622 2900

UK: +44 (0)1530 234871

busdev@crowbio.com

www.crownbio.com

Scan to access
our resources

