

OrganoidXplore™

Unlock the Future of Cancer Research with
Crown Bioscience's Organoid Panel Screening Service



A JSR Life Sciences Company

FACTSHEET

Exploring Drug Efficacy with Organoid Models

This screening service enables the thorough examination of a wide range of cancer models, anchored by a comprehensive library of Patient-Derived Organoid (PDO) and Patient-Derived Xenograft Organoid (PDXO) models with detailed mutational landscapes. It offers a systematic approach to quantifying drug effects on both tumor and normal tissue organoids, enhancing the understanding of therapeutic impacts.

- Fast-track your oncology drug development with results from 50 models
- Identify your lead compound(s), stratify patients into responders, partial responders, and non-responders or preselect models for follow up studies *in vitro/in vivo*.

Leverage Diverse Model Selection

Quantify efficacy across organoids with specific mutations and diverse genetic backgrounds.

- Measure tumor drug response in both tumor and normal organoids
- Explore new indications with validated targets
- Benefit from inclusion of 9 normal models, including 6 matched normal/disease pairs for comprehensive analysis
- Access 50 well-characterized PDO and PDXO models for enhanced precision
- Representing clinically relevant mutational profiles, including KRAS, BRAF, BRCA 1 and 2, and EGFR

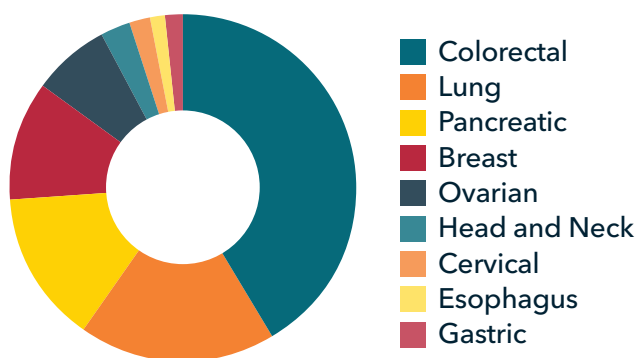
Uncover Viable Targets With Confidence

Rely on rigorous validation and quality assurance procedures to ensure the accuracy and trustworthiness of your data.

- Organoid quality assurance: SNP verified and mycoplasma tested
- Quantify cell viability and explore potential drug combinations
- Evaluated with benchmark standard of care agents, including targeted therapies
- Assay performance validated by inclusion of chemotherapeutic agent and vehicle controls on each plate

Select the Panel That Best Suits Your Needs


Explore new indications and test efficacy in our OrganoidXplore™ panels.



Panel Options:

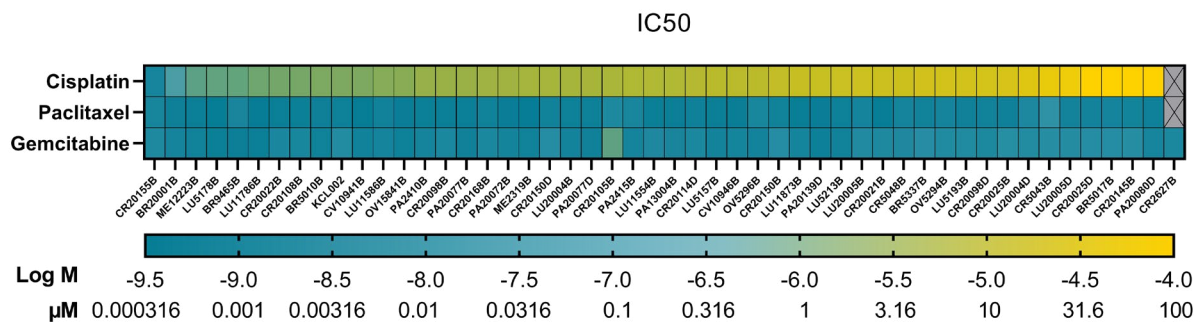
- Full Panel
- KRAS Panel
- Lung Panel
- CRC Panel
- Flexible Panel (20+ model selection)





Day 1: Compound addition

Day 6: CellTiterGlo® read-out



- Agents tested at 9 concentrations on the preferred panel
- 5-day incubation time with compounds for timely results
- Benefit from vehicle and reference controls for reliable comparisons
- Optional: conduct drug combination studies for enhanced therapeutic potential
- Receive a comprehensive customer report containing 9-point dose-response curve graphs, IC50s, study design and control performance

Secure your spot on the upcoming screen. Pick your panel and register!

Get in touch



Sales

US: +1 858 622 2900

UK: +44 (0)1530 234871

busdev@crownbio.com

www.crownbio.com

