

OrganoidXplore™

Unlock the Future of Cancer
Research with Crown Bioscience's Organoid
Panel Screening Service



A JSR Life Sciences Company

FACTSHEET

Exploring Drug Efficacy with Organoid Models

This screening service enables the thorough examination of a wide range of cancer models, anchored by a comprehensive library of Patient-Derived Organoid (PDO) and Patient-Derived Xenograft Organoid (PDXO) models with detailed mutational landscapes. It offers a systematic approach to quantifying drug effects on both tumor and normal tissue organoids, enhancing the understanding of therapeutic impacts.

- Fast-track your oncology drug development with results from 50 models
- Identify your lead compound(s), stratify patients into responders, partial responders, and non-responders or preselect models for follow up studies *in vitro/in vivo*.

Leverage Diverse Model Selection

Quantify efficacy across organoids with specific mutations and diverse genetic backgrounds.

- Measure tumor drug response in both tumor and normal organoids
- Explore new the indications with validated targets
- Benefit from inclusion of 9 normal models, including 6 matched normal/disease pairs for comprehensive analysis
- Access 50 well-characterized PDO and PDXO models for enhanced precision
- Representing clinically relevant mutational profiles, including KRAS, BRAF, BRCA 1 and 2, and EGFR

Uncover Viable Targets With Confidence

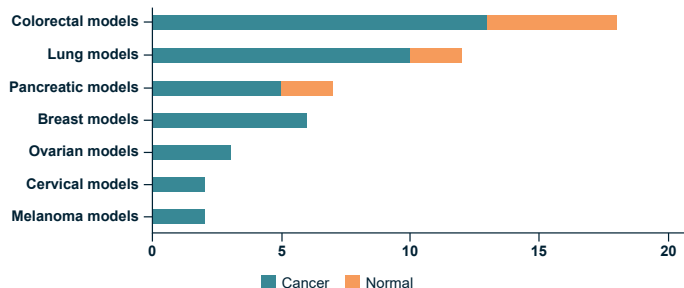
Rely on rigorous validation and quality assurance procedures to ensure the accuracy and trustworthiness of your data.

- Organoid quality assurance: SNP verified and mycoplasma tested
- Quantify cell viability and explore potential drug combinations
- Evaluated with four benchmark standard of care agents: Cisplatin, Gemcitabine, Paclitaxel, and AMG510
- Assay performance validated by inclusion of chemotherapeutic agent and vehicle controls on each plate

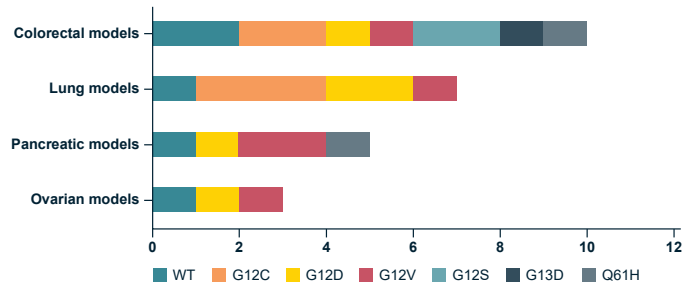
Select the Panel That Best Suits Your Needs

Explore new indications and test efficacy in our OrganoidXplore™ panels.

OrganoidXplore Full Panel Composition



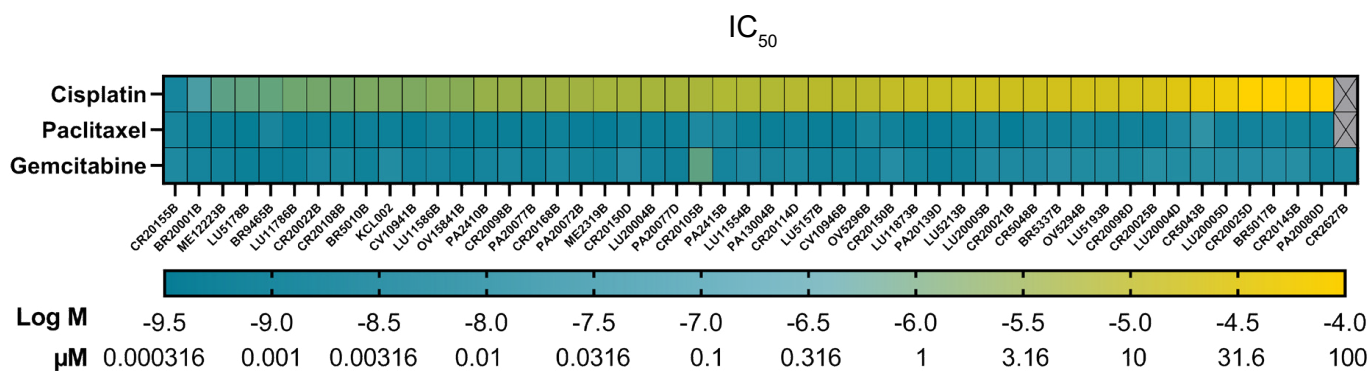
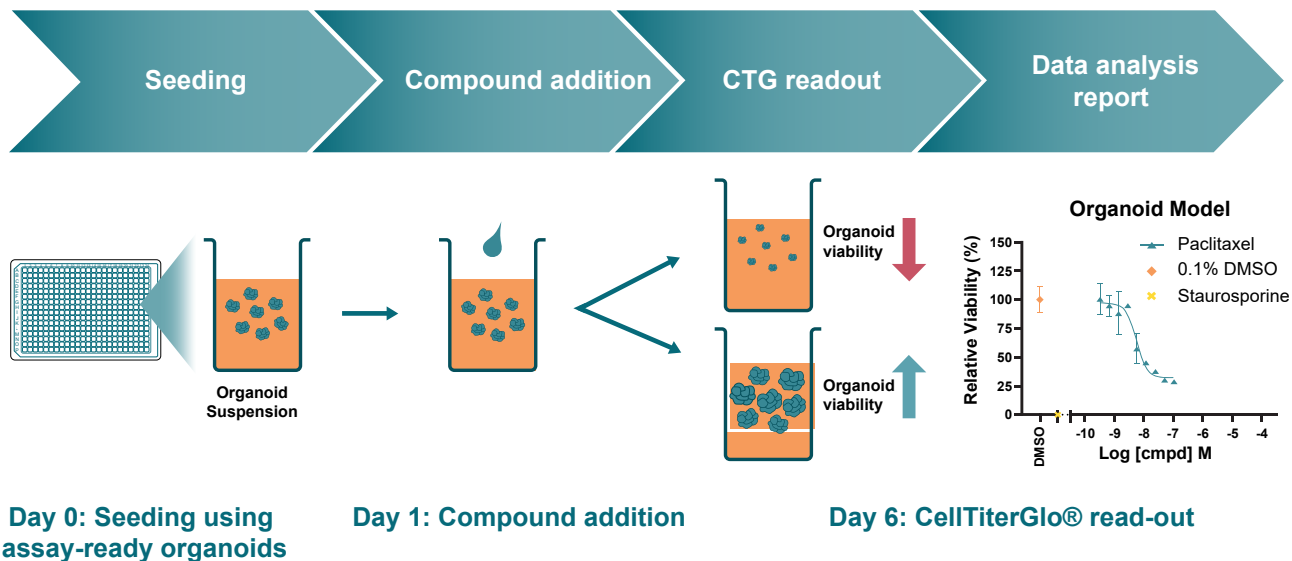
OrganoidXplore KRAS Panel Composition



RNA seq, WES and SoC data available
Most models available as PDX for follow-up studies



Ensure accuracy and reproducibility across runs with a semi-automated workflow that uses liquid handlers.



- Agents tested at 9 concentrations on the preferred panel
- 5-day incubation time with compounds for timely results
- Benefit from vehicle and reference controls for reliable comparisons
- Optional: conduct drug combination studies for enhanced therapeutic potential
- Receive a comprehensive customer report containing 9-point dose-response curve graphs, IC₅₀s, study design and control performance

Get in touch



Sales

US: +1 858 622 2900
UK: +44 870 242 2900

busdev@crownbio.com
www.crownbio.com



Science

consultation@crownbio.com

