



# Mutation Profiling of Indivumed's Biobank Samples

INDIVUMED has been perfecting its high-quality research network for over a decade, allowing for the accumulation of more than 25,000 patient cases within the company's ISO-certified cancer biobank. Currently, our biobank contains thousands of discrete samples and data sets secured and available for research. A standardized ischemia time-controlled biospecimen collection comprises of fresh frozen (FF) and formalin-fixed paraffin-embedded (FFPE) tumor and corresponding normal tissue samples as well as serum, plasma, PBMCS and urine. Furthermore, the comprehensive clinical data collection of each patient includes pathology report data, patient and family history, medication, clinical chemistry, and biospecimen collection information such as exact tissue ischemia times.

Now, INDIVUMED implemented Next Generation Sequencing capability giving the option to purchase already characterized samples or to screen INDIVUMED biobank tissues to determine presence or absence of mutated genes.

## Illumina TruSeq Amplicon Cancer Panel

Mutation profiling is performed with Illumina's TruSeq Amplicon Cancer Panel that detects somatic mutations in the following 48 cancer-related genes by multiplexed targeted resequencing.

### Analysis of somatic mutations in 48 cancer-related genes

ABL1	CDH1	ERBB4	GNA11	JAK2	MLH1	PIK3CA	SMARCB1
AKT1	CDKN2A	FBXW7	GNAQ	JAK3	MPL	PTEN	SMO
ALK	CSF1R	FGFR1	GNAS	KDR	NOTCH1	PTPN11	SRC
APC	CTNNB1	FGFR2	HNF1A	KIT	NPM1	RB1	STK11
ATM	EGFR	FGFR3	HRAS	KRAS	NRAS	RET	TP53
BRAF	ERBB2	FLT3	IDH1	MET	PDGFRA	SMAD4	VHL

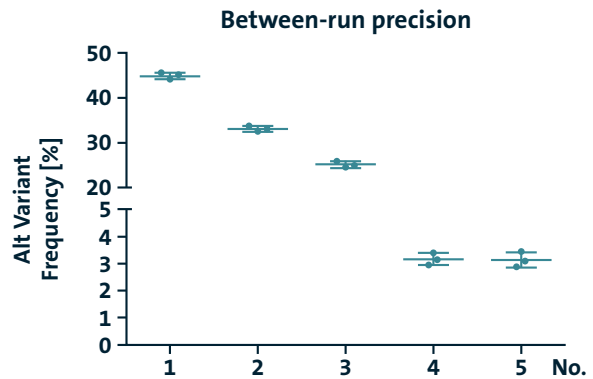
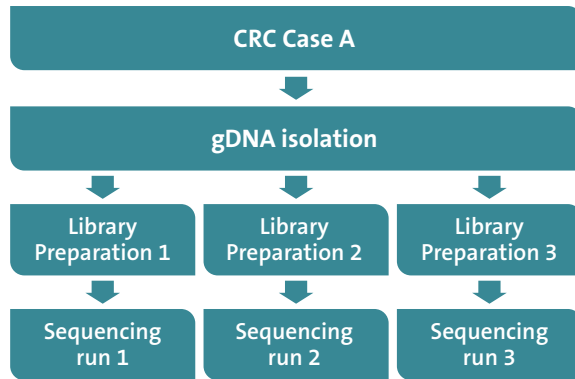
## The Indivumed Mutation Profiling Work-flow

FF or FFPE samples can be used for mutation profiling. Routinely, INDIVUMED performs sequencing on FF tumor samples.



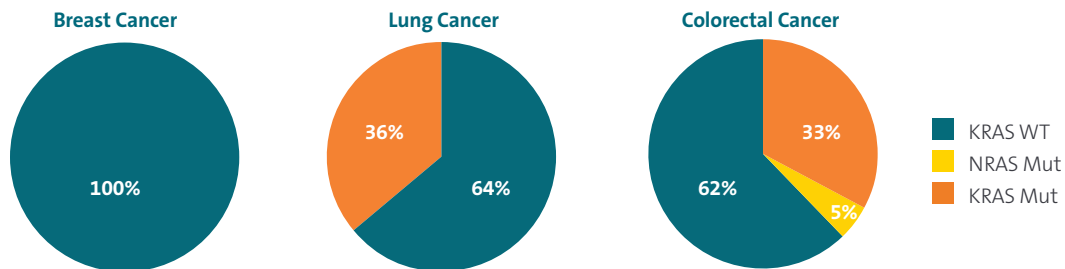
## Validation — Between-Run Precision

INDIVUMED’s service includes highly qualified method establishment and validation. In the example below, between-run precision is analyzed by performing three library preparations and sequencing runs of the same sample. The frequency of the alternative variant (mutant) in comparison to the reference allele (wildtype) is shown for five different variants. The calculated coefficients of correlation are below 10 %.



## Distribution of RAS Mutations

INDIVUMED offers characterized breast, lung as well as colorectal cancer samples. As an example, diagrams represent different frequencies of RAS mutations in breast, lung and colorectal cancer patients.



## Distribution of RAS Mutations

- Pre-analytical controlled tumor tissue
- Fresh Frozen and FFPE tumor and matched normal tissue
- Serum, plasma, PBMC's and urine sample sets of each case
- Rigorous ISO-certified collection, processing and storage
- Comprehensive clinical data including follow up
- Characterized samples by Next Generation Sequencing
- Screening of your INDIVUMED biobank purchase with Illumina's TruSeq Amplicon Cancer Panel

## Contact Information:

Europe Tel: +49-40-41 33 83-18  
USA Tel: +1-570-768-4053

Email: info-eu@indivumed.com  
info-na@indivumed.com  
www.IndivumedServices.com